

1979

International Harvester

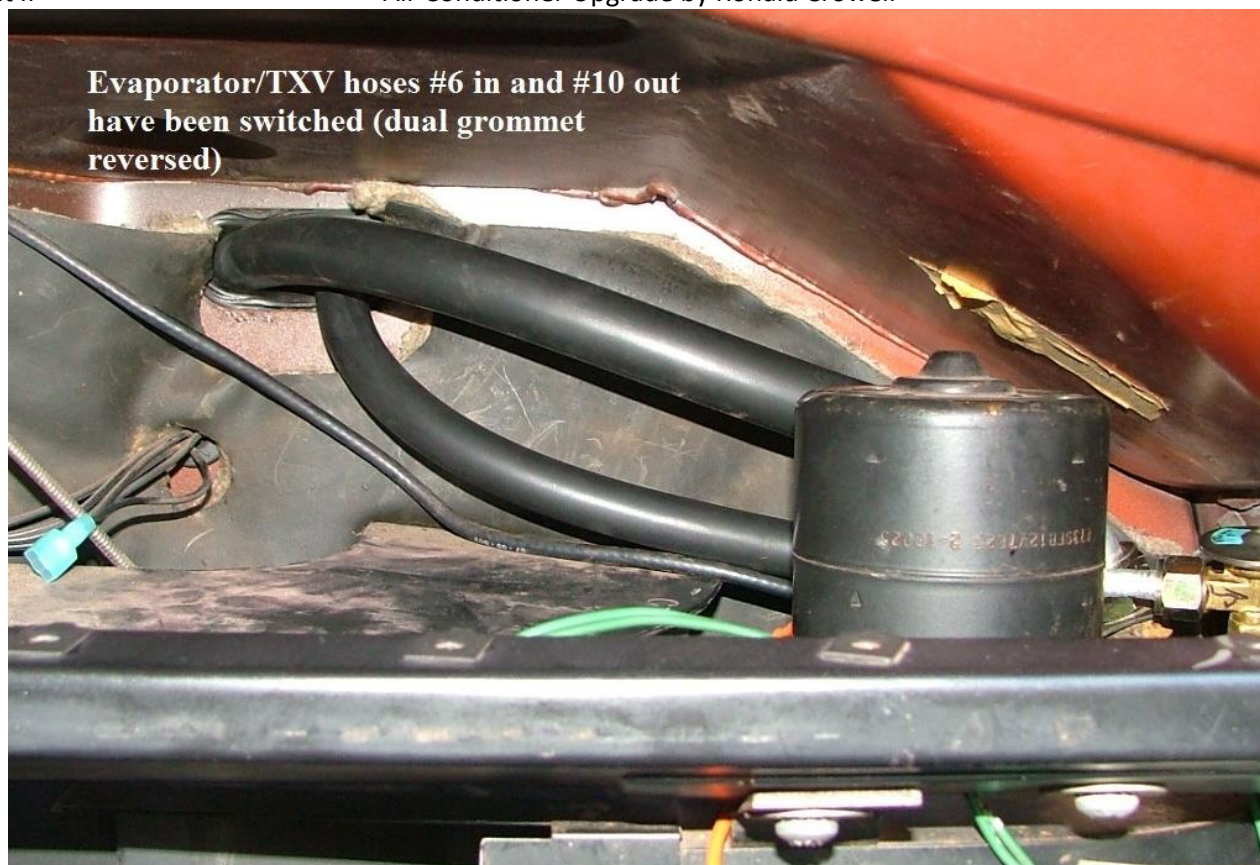
IH Scout II

Air Conditioner


Upgrade

by Ronald Crowell

[NOTE: ALL PHOTOS HEREIN ARE COPYRIGHTED per Federal Copyright Act of 1976, Public Law 94-553. Copying for personal use is allowed. Use for commercial purposes or distribution or re-distribution requires written permission.](#)





Evaporator/TXV hoses #6 in and #10 out have been switched (dual grommet reversed)






This #6 hose is from receiver/drier to TXV, is attached to top edge of inner fender under windshield washer tank.


Note 135 deg service fittings on compressor. (Receiver/drier is now moved to front.)





Note pulley aligned after bracket moved back by 0.200". (Note it now happens to be also aligned with distant power steering pump pulley.) Use 1/2" dia rod in each pulley to point to other.







**OEM serpentine
condenser**

**new multiflow 4-pass
condenser**

OEM brackets cut off old condenser and welded on 1/2" square tubing, drilled and tapped for three #10 socket head screws each side. Condenser painted with radiator paint.

